

2 0 2 3 A P P L I C A T I O N

PERSONAL INFORMATION

First Name	M.I.	Last Name	(Jr., Sr., etc.)
Business Name (if applicable)		Job Title	
Street or P.O. Box <input type="checkbox"/> Business Address <input type="checkbox"/> Home Address <input type="checkbox"/>			
City	State/Province	Zip/Postal Code	Country
Home Phone	Cell Phone	Business Phone	
E-mail Address	Date of Birth (mm/dd/yyyy)		
<input type="checkbox"/> I do NOT wish to receive information on special offers, discounts, training and educational events, and new product information to enhance my career.			

MEMBERSHIP INFORMATION

By joining WEF, you also become a member of a local Member Association (MA). Please enter your membership category (Box 1) and the Local MA you wish to join from the list on the next page. **Note:** District of Columbia, Illinois, Maryland, and Virginia residents have two MA choices. Please indicate your primary choice in box 2 below. If you join more than one MA, please add your secondary selection(s), with the corresponding dues amounts in box 3 below.

Membership Categories		DUES																					
<input type="checkbox"/> Professional	\$140 Individuals involved in or interested in water quality.	<table border="1"> <tr> <th colspan="2">1. Membership Category</th> </tr> <tr> <td>National Dues:</td> <td>\$</td> </tr> <tr> <th colspan="2">2. Local MA Selection</th> </tr> <tr> <td>Local MA Name:</td> <td>\$</td> </tr> <tr> <th colspan="2">3. Secondary MA Selection(s) (optional)</th> </tr> <tr> <td></td> <td>\$</td> </tr> <tr> <td></td> <td>\$</td> </tr> <tr> <td></td> <td>\$</td> </tr> <tr> <td></td> <td>\$</td> </tr> <tr> <td colspan="2">DUES TOTAL</td> <td>\$</td> </tr> </table>	1. Membership Category		National Dues:	\$	2. Local MA Selection		Local MA Name:	\$	3. Secondary MA Selection(s) (optional)			\$		\$		\$		\$	DUES TOTAL		\$
1. Membership Category																							
National Dues:	\$																						
2. Local MA Selection																							
Local MA Name:	\$																						
3. Secondary MA Selection(s) (optional)																							
	\$																						
	\$																						
	\$																						
	\$																						
DUES TOTAL		\$																					
<input type="checkbox"/> Global Professional	\$140 Individuals involved in or interested in water quality living outside of the U.S., U.S. territories and Canada.																						
<input type="checkbox"/> Executive	\$310 Upper level managers interested in an expanded suite of WEF products/services.																						
<input type="checkbox"/> Academic	\$140 Instructors/Professors interested in subjects related to water quality.																						
<input type="checkbox"/> Professional Operator	\$75 Individuals involved in the day-to-day operation of wastewater collection, treatment or laboratory facility, or for facilities with a daily flow of < 1 mgd or 40 L/sec. License #: _____																						
<input type="checkbox"/> Young Professional (YP)	\$49 WEF members or former WEF Student members with 5 or less years of experience in the industry and less than 35 years of age. This package is available for 3 years.																						
<input type="checkbox"/> Student	\$20 Must be enrolled for a minimum of six credit hours in an accredited college or university. Must provide written documentation on school letterhead verifying status, signed by an advisor or faculty member.																						
<input type="checkbox"/> E-Global	\$32 Individuals living outside of the U.S., U.S. Territories, and Canada. Includes benefits offered in electronic and online formats. Excludes conference discounts.																						

DONATE: SUPPORT WEF'S MISSION AND PROGRAMS

	AMOUNT
To learn more about each program, please visit: https://www.wef.org/about/donate-to-wef-programs/ . All donations are tax-deductible.	<input type="checkbox"/> Water Environment Federation (WEF): Support our mission and programs. \$
	<input type="checkbox"/> Stockholm Junior Water Prize: Support the annual water related science research project competition for high school students. \$
	<input type="checkbox"/> InFLOW Scholarship Program: Support the program to increase diversity and inclusion within the water workforce. \$
	<input type="checkbox"/> 2023 WEF Community Service Project at WEFTEC in Chicago at the Ole A. Thorp Scholastic Academy. \$
DONATION TOTAL \$	

DEMOGRAPHIC INFORMATION

The following is requested for informational purposes only.

Gender: Female Male Non-binary

Education:

- Doctorate AA/AAS
 MA/MBA/MS Technical School
 BA/BS High School

RACE/ETHNIC ORIGIN

The following is requested for informational purposes only.

- African-American (Not of Hispanic Origin) Caucasian
 Hispanic/Latino
 American Indian or Alaskan Native Pacific Islander or Native Hawaiian
 Asian Other _____


HOW DID YOU LEARN ABOUT WEF?


Referring member's name/email:


PAYMENT Forms received without payment will not be processed.


Federal Tax ID #: 53-0225129

<input type="checkbox"/> Personal Check <input type="checkbox"/> Company Check <input type="checkbox"/> Check No. _____	<table border="1"> <tr> <th colspan="2">GRAND TOTAL</th> <th>\$</th> </tr> <tr> <td colspan="2"> <input type="checkbox"/> Yes, please AUTO RENEW my membership! Your membership can be conveniently renewed on your membership anniversary when you sign up for automatic renewal. At the beginning of your membership year, you will automatically be charged for the next membership period to guarantee uninterrupted access to benefits, services, and subscriptions. Members can update their automatic renewal preferences at any time by contacting WEF Customer Service. </td> <td></td> </tr> </table>	GRAND TOTAL		\$	<input type="checkbox"/> Yes, please AUTO RENEW my membership! Your membership can be conveniently renewed on your membership anniversary when you sign up for automatic renewal. At the beginning of your membership year, you will automatically be charged for the next membership period to guarantee uninterrupted access to benefits, services, and subscriptions. Members can update their automatic renewal preferences at any time by contacting WEF Customer Service.		
GRAND TOTAL		\$					
<input type="checkbox"/> Yes, please AUTO RENEW my membership! Your membership can be conveniently renewed on your membership anniversary when you sign up for automatic renewal. At the beginning of your membership year, you will automatically be charged for the next membership period to guarantee uninterrupted access to benefits, services, and subscriptions. Members can update their automatic renewal preferences at any time by contacting WEF Customer Service.							
Credit Card <input type="checkbox"/> American Express <input type="checkbox"/> Mastercard <input type="checkbox"/> VISA <input type="checkbox"/> Discover Card Number _____ Exp Date _____ CVV _____ Signature I authorize WEF to charge my credit card for the amount indicated.							
Name on Card _____	Date _____						
Billing Address (if different than above) _____							
City/ State/Province _____							
Zip/Postal Code _____ Country _____							
Signature _____ Date _____ (Signature required for all applications. Representative acknowledges the WEF Code of Conduct (www.wef.org/wef-member-code-of-conduct) is applicable for all members.)							

 **Online:** www.wef.org/joinwef
(Signature required for all applications. Representative acknowledges the WEF Code of Conduct (www.wef.org/wef-member-code-of-conduct) is applicable for all members.)

 **Mail Form and Payment:**
WEF Membership
P.O. Box 38008
Baltimore, MD 21297-8008
USA

 **Phone:** 1.800.666.0206 or 1.571.830.1545 globally
Fax: 1.240.396.2471

 **Email:** csc@wef.org

2023 WEF MEMBER ASSOCIATION DUES

	LOCATION	PROFESSIONAL	EXECUTIVE	ACADEMIC	OPERATOR	YP	STUDENT
AK	Alaska WWMA	68	68	68	31	31	8
AL	Alabama's WEA	60	140	60	50	51	0
AR	Arkansas WEA	30	30	30	30	30	0
AZ	Arizona Water Association	65	65	65	65	65	15
CA	California WEA	221	221	221	221	117	20
CO	Rocky Mountain WEA (CO, NM, WY)	50	50	40	40	35	0
CT	New England WEA (CT, MA, ME, NH, RI, VT)	75	75	50	52	39	7.5
DC	Chesapeake WEA (DC, DE, MD)	50	60	50	15	30	10
	Federal Water Quality Association	30	100	40	25	25	10
DE	Chesapeake WEA (DC, DE, MD)	50	60	50	15	30	10
FL	Florida WEA	63	63	63	53	52	4
GA	Georgia Association of Water Professionals	49	49	49	49	49	5
HI	Hawaii WEA	15	15	15	15	0	0
IA	Iowa WEA	20	20	20	20	20	0
ID	Pacific Northwest CWA (ID, OR, WA)	70	70	70	45	30	15
	Central States WEA (IL, MN, WI)	35	35	35	35	20	0
IL	Illinois WEA	35	35	35	35	15	0
IN	Indiana WEA	35	35	35	35	35	35
KS	Kansas WEA	10	10	10	10	5	0
KY	Clean Water Professionals of Kentucky & Tennessee	45	45	45	20	10	0
LA	Clean Water Professionals of Louisiana	20	20	20	10	10	5
MA	New England WEA (CT, MA, ME, NH, RI, VT)	75	75	50	52	39	7.5
MD	Chesapeake WEA (DC, DE, MD)	50	60	50	15	30	10
	Federal Water Quality Association (DC, MD, VA)	30	100	40	25	25	10
ME	New England WEA (CT, MA, ME, NH, RI, VT)	75	75	50	52	39	7.5
MI	Michigan WEA	95	80	80	80	80	20
MN	Central States WEA (IL, MN, WI)	35	35	35	35	20	0
MO	Missouri WEA	37	35	37	35	25	11
MS	Mississippi WEA	25	25	25	25	25	0
MT	Montana WEA	10	11	10	10	5	5
NC	NC One Water	90	90	90	90	90	90
ND	North Dakota WEA	15	20	15	15	15	0
NE	Nebraska WEA	10	10	10	10	10	10
NH	New England WEA (CT, MA, ME, NH, RI, VT)	75	75	50	52	39	7.5
NJ	New Jersey WEA	42	42	42	42	15	15
NM	Rocky Mountain WEA (CO, NM, WY)	50	50	40	40	35	0
NV	Nevada WEA	30	30	30	30	30	30
NY	New York WEA	70	70	70	50	26	5
OH	Ohio WEA	30	27	30	20	15	5
OK	Oklahoma WEA	10	10	10	10	5	5
OR	Pacific Northwest CWA (ID, OR, WA)	70	70	70	45	30	15
PA	Pennsylvania WEA	60	60	60	60	60	15
PR	Puerto Rico W&EA	20	15	12	3	11	0
RI	New England WEA (CT, MA, ME, NH, RI, VT)	75	75	50	52	39	7.5
SC	WEA of South Carolina	45	45	45	45	45	0
SD	South Dakota WEA	15	15	15	15	15	0
TN	Clean Water Professionals of Kentucky & Tennessee	45	45	45	20	10	0
TX	WEA of Texas	70	70	50	50	31	15
UT	WEA of Utah	10	50	10	10	10	10
VA	Federal Water Quality Association (DC, MD, VA)	30	100	40	25	25	10
	Virginia WEA	35	35	35	25	25	0
VT	New England WEA (CT, MA, ME, NH, RI, VT)	75	75	50	52	39	7.5
WA	Pacific Northwest CWA (ID, OR, WA)	70	70	70	45	30	15
WI	Central States WEA (IL, MN, WI)	35	35	35	35	20	0
WV	West Virginia WEA	12	12	12	5	5	5
WY	Rocky Mountain WEA (CO, NM, WY)	50	50	40	40	35	0
Canadian Associations in US dollars							
	Atlantic Canada Water & Wastewater Association	35	50	35	25	33	15
	British Columbia Water & Wastewater Association	109	109	109	109	109	25
	Reseau Environment	50	50	50	50	30	30
	WEA of Ontario	92	92	92	92	48	15
	Western Canada WEA	65	65	65	40	25	15

International Associations: To join an association outside the U.S. and Canada, contact csc@wef.org or +1-571-830-1545.

MEMBERSHIP PROFILE

Please take a few moments to tell us about your background and professional interests.

1. What is the nature of your ORGANIZATION (ORG)? (select one only) - required

- 01 Consulting, Contracting, Planning Services
- 02 Educational Institution
- 03 Industrial Systems/Plants
- 04 Manufacturer or Distributor of Equipment & Supplies including representatives
- 05 Non-profits/NGOs
- 06 Finance, Investment, and Banking
- 07 Laboratories
- 08 State or Federal Government
- 09 Utility: Wastewater
- 10 Utility: Drinking Water
- 11 Utility: Stormwater
- 12 Utility: Wastewater, Drinking Water, and Stormwater
- 13 Utility: Wastewater and Drinking Water
- 14 Utility: Wastewater and Stormwater
- 15 Other (Please define: fill in) _____

2. What is your Primary JOB FUNCTION? (select one only) (JOB)

- 01 Executive Level
- 02 Management Level
- 03 Elected or Appointed Official
- 04 Educator
- 05 Student
- 06 Consultant/ Contractor
- 07 Engineering/Design
- 08 Operator
- 09 Scientist/ Researcher
- 10 Legislator/ Regulator
- 11 Analyst
- 12 Sales/Marketing
- 13 Manufacturer's Representative
- 14 Communications/ Public Relations
- 15 IT/OT
- 16 Other (Please define: fill in) _____

3. What areas do you consider to be your KEY FOCUS AREAS (FOC)? (select all that apply)

- 01 Air Quality and Odor Control
- 02 Biosolids and Residuals
- 03 Climate
- 04 Collection Systems and Conveyance
- 05 Disinfection and Public Health
- 06 Drinking Water
- 07 Energy
- 08 Finance and Investment
- 09 Industrial Water Resources
- 10 Intelligent Water Technology
- 11 Laboratory Analysis and Practices
- 12 Nutrients
- 13 Operation
- 14 Public Communications and Outreach
- 15 Regulation, Policy, Legislation
- 16 Research and Innovation
- 17 Resource Recovery
- 18 Safety, Security, Resilience
- 19 Small Communities
- 20 Stormwater and Watershed
- 21 Utility Management and Leadership
- 22 Watershed Management
- 23 Wastewater Treatment, Design, and Modeling
- 24 Water and Wastewater Treatment
- 25 Workforce